

Global Strategic Emerging Markets Bond Fund

As at 31 July 2024

Important Information:

Global Strategic Emerging Markets Bond Fund (the "Sub-Fund") is a direct investment fund investing primarily in fixed income securities in emerging markets.

Key risks:

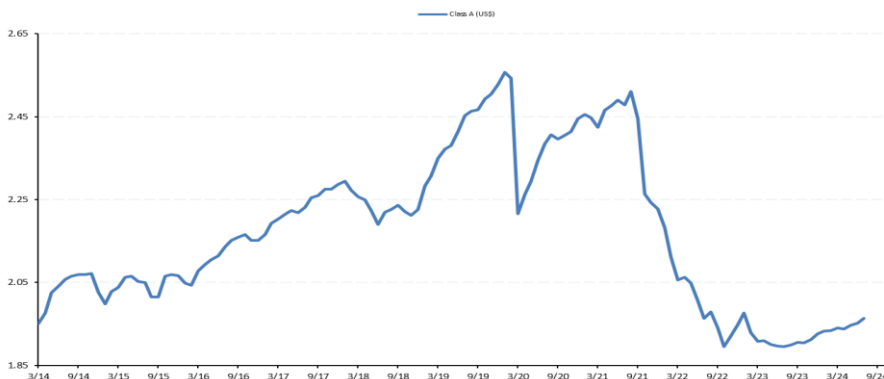
- The Sub-Fund is an investment fund. There is no guarantee of the repayment of principal. The Sub-Fund focuses on fixed income securities. The market value of such securities may go down and therefore your investment in the Sub-Fund may suffer losses.
- The Sub-Fund mainly invests in emerging markets, which may involve increased risks and special considerations not typically associated with investment in more developed markets such as liquidity risks, currency risks / control, political and economic uncertainties, legal and taxation risks, custody risk and the likelihood of a high degree of volatility.
- The Sub-Fund may invest in securities which are below investment grade or which are unrated. Such securities are generally subject to lower liquidity, higher volatility and greater risk of loss of principal and interests than high rated debt securities.
- The Sub-Fund's investments may involve substantial credit/counterparty, downgrading, market, currency, volatility, liquidity, valuation, regulatory and political risks. Investors may suffer substantial loss of their investments in the Sub-Fund.
- The Sub-Fund may invest in financial derivatives instruments ("FDI") for hedging purpose. Risks associated with FDI include counterparty/credit risks, liquidity risks, valuation risks, volatility risks and over-the-counter transaction risk. The leverage element/component of FDI can result in a loss significantly greater than the amount invested in the FDI by the Sub-Fund. Exposure to FDI may lead to a higher risk of significant loss by the Sub-Fund.

You should not make any investment decision solely based on this document. Please read the offering document carefully for further fund details including risk factors.

Investment Objective and Policy

The fund seeks to achieve long term capital growth by investing in a diversified portfolio of fixed income securities in emerging markets countries which may generate a steady flow of income for the fund.

The fund will invest a minimum of 75% of its net asset value in a diversified portfolio of fixed income securities issued by governments and corporations and/or supranational institutions in emerging markets countries. Among the invested portfolio, a majority will consist of fixed income securities issued by governments, quasi-sovereign organizations and/or supranational institutions. Not more than 40% of the fund's net asset value may be invested in fixed income securities which are below investment grade or which are unrated.



Key Information

Fund Manager	BOCOM International Asset Management Limited
Launch Date	4 February 2013
Fund Size	US\$ 5,224,940.39
Dealing Day	Every Business Day
Base Currency	USD
Financial Year End	31 December
Subscription Fee	Class R: Up to 5% Class I: Up to 2% Class A: Nil
Redemption Fee	Nil
Switching Fee	Up to 1%
Management Fee	Class R: 1.25% p.a. Class I: 0.80% p.a. Class A: 0.60% p.a.
Minimum initial Subscription Amount	Class R: HK\$20,000 or US\$3,000 Class I: HK\$4,000,000 or US\$500,000 Class A: HK\$78,000,000 or US\$10,000,000
Minimum Subsequent Subscription Amount	Class R: HK\$10,000 or US\$2,000 Class I: HK\$50,000 or US\$10,000 Class A: HK\$1,000,000 or US\$100,000
Minimum Holdings	Class R: HK\$20,000 or US\$3,000 Class I: HK\$800,000 or US\$100,000 Class A: HK\$8,000,000 or US\$1,000,000
Minimum Redemption Amount	Class R: HK\$10,000 or US\$2,000 Class I: HK\$10,000 or US\$2,000 Class A: HK\$10,000 or US\$2,000
Bloomberg Code	Class R (Acc): GSEMRHA; GSEMEUA Class R (Dis): GSEMRHD; GSEMRUD Class I: GSEMIHA; GSEMBIU Class A: GSEMAHA; GSEMAUA

Unit NAV		Cumulative Performance		Fund Statistics		
	US\$	HK\$				
			1 Month	0.56%	Weighted Average Coupon	4.93%
Class R (Dis)	1.782	9.111	3 Months	1.29%	Weighted Average Duration	1.30
Class R (Acc)	1.822	9.176	6 Months	1.55%	Weighted Average Yield to Maturity	5.47%
Class I	1.918	9.662	1 Year	3.59%		
Class A	1.963	9.888	YTD	1.92%		

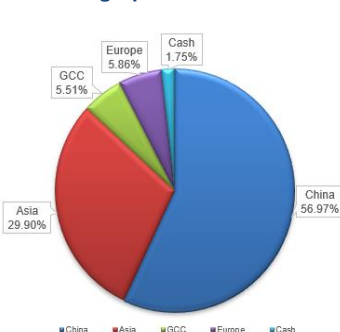
Cumulative Performance

	2023	2022	2021	2020	2019	2018	2017	2016	2015	2014
Class A US\$	-1.13%	-12.57%	-8.88%	-3.24%	13.52%	-2.67%	6.27%	4.11%	1.97%	6.01%

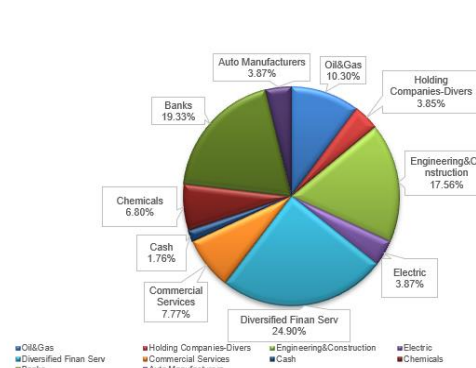
Top 5 Holdings

Jinan Rail Transit Group Co.,Ltd	JNRWVE 6.7 11/18/24	7.775%
PT Pelabuhan Indonesia III	PLBIII 4.875 10/1/24	7.772%
Woori Bank	WOORIB 6 3/8 PERP	7.673%
China National Chemical Corporation	HAOHUA 4 7/8 03/14/25	6.801%
Science City(Guangzhou) Investment Group Co.,Ltd	GZDZCD 6.8 08/05/25	5.987%

Geographical Breakdown



Sector Breakdown



Acc = Accumulation, Dis = Distribution

Source: BOCOM International Asset Management Limited, Bloomberg

*Percentage breakdown by Geographical and Sector is rounded to the nearest two decimal places. The total may not add up to 100%.

Investment involves risks. Past performance is not an indication of future performance.

Please refer to the relevant offering documents for further fund details including risks factors. This material is issued by BOCOM International Asset Management Limited and has not been reviewed by SFC. The information contained in this document is for information purposes only and does not constitute any recommendation, offer or solicitation to buy, sell or subscribe to any securities or financial instruments in any jurisdiction. Chinese Version of this document is for reference only and if there is any conflict between the English and Chinese versions, the English version shall prevail.

For further information: Telephone: (852) 2977 9225 Fax: (852) 2259 9283 Website: <http://www.bocomgroup.com> Email: assetmanagement_hk_grp@bocomgroup.com

重要提示:

環球戰略新興市場債券基金(“成分基金”)是一項投資在新興市場債券的直接投資基金。

主要風險:

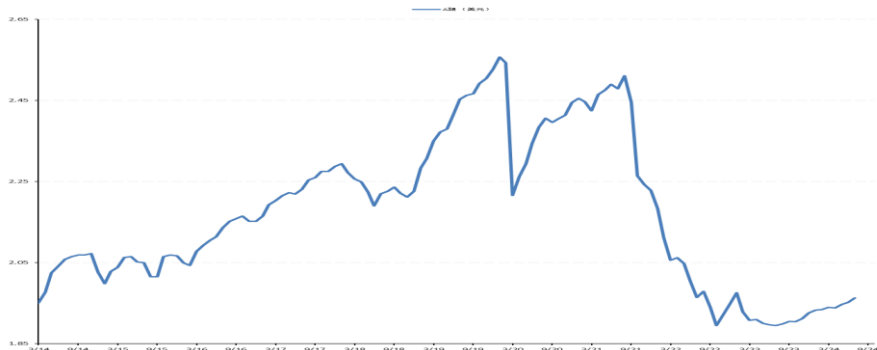
- 成分基金是投資基金，概不擔保可收回本金。成分基金主要投資於固定收益證券，該等證券的價值可能下跌，投資者可能因此蒙受損失。
- 成分基金主要投資於新興市場，可能涉及到與發達市場相比更高的風險及特殊考慮，如流動性風險、貨幣風險/管控、政治及經濟的不確定性，法律和稅收風險、結算風險、託管風險以及具有較高的波動性。
- 成分基金可能將投資於低於評級級別或未獲評級的證券，與高評級證券相比，此類證券通常流動性較低、波動性較高，損失本金及利息的風險更高。
- 成分基金之投資可能涉及重大的信貸/對手方、評級下降、市場、貨幣幣值、波動性、流動性、估值、監管及政治風險。投資者投資於成分基金可能蒙受重大損失。
- 成分基金可以為對沖目的而投資於金融衍生工具。與金融衍生工具相關的風險包括交易對手/信貸風險、流通性風險、估值風險、波動性風險及場外交易風險。金融衍生工具的槓桿元素/成分可導致損失顯著高於成分基金投資於金融衍生工具的金額。涉足金融衍生工具或會導致成分基金須承擔蒙受重大損失的較高風險。金融衍生工具風險可導致成分基金承受更高的重大虧損風險。

閣下不應單靠此文件而作出投資決定。請參閱基金說明書，並瞭解風險因素等資料。

投資目標及政策

成分基金透過投資於可帶來穩定收入的新興市場國家固定收益證券的分散投資組合，尋求長期資本增值。

成分基金將其資產淨值至少**75%**投資於新興市場國家的政府及企業及/或國際機構發行的固定收益證券。在投資組合中，大部分為政府、半主權信用主體及/或國際機構發行的固定收益債券。成分基金可以將不超過其資產淨值的**40%**的資產投資於低於投資級別或未獲評級的固定收益證券。



基金資料

基金經理	交銀國際資產管理有限公司
發行日期	2013年2月4日
基金規模	美元5,224,940.39
交易日	各營業日
基本貨幣	美元
財政年度	12月31日
認購費	R類: 最多為5% I類: 最多為2% A類: 無
贖回費	無
轉換費	最多為1%
管理費	R類: 每年1.25% I類: 每年0.80% A類: 每年0.60%
最低初次認購額	R類: 20,000港元或3,000美元 I類: 4,000,000港元或500,000美元 A類: 78,000,000港元或10,000,000美元
最低其後認購額	R類: 10,000港元或2,000美元 I類: 50,000港元或10,000美元 A類: 1,000,000港元或100,000美元
最低持量	R類: 20,000港元或3,000美元 I類: 800,000港元或100,000美元 A類: 8,000,000港元或1,000,000美元
最低贖回額	R類: 10,000港元或2,000美元 I類: 10,000港元或2,000美元 A類: 10,000港元或2,000美元
彭博代碼	R類(累計): GSEMRHA; GSEMEUA R類(分派): GSEMRHD; GSEMRUD I類: GSEMIHA; GSEMBIU A類: GSEMAHA; GSEMAUA

	基金單位價格		基金累計表現		基金資料	
	美元	港幣	1個月	0.56%	加權平均票息	4.93%
R類(分派)	1.782	9.111	3個月	1.29%	加權平均久期	1.30
R類(累計)	1.822	9.176	6個月	1.55%	加權平均到期收益率	5.47%
I類	1.918	9.662	1年	3.59%		
A類	1.963	9.888	年初至今	1.92%		

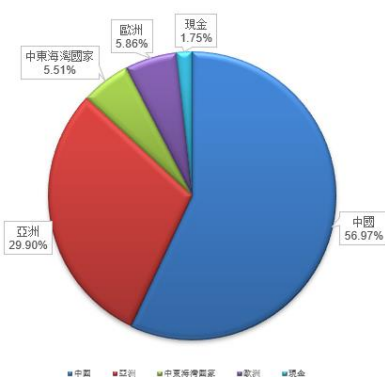
基金年度表現

	2023	2022	2021	2020	2019	2018	2017	2016	2015	2014
A類(美元)	-1.13%	-12.57%	-8.88%	-3.24%	13.52%	-2.67%	6.27%	4.11%	1.97%	6.01%

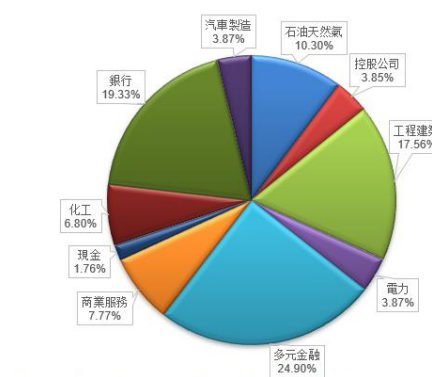
前五大持倉

濟南軌道交通集團有限公司	JNRWVE 6.7 11/18/24	7.775%
印尼國營港口公司	PLBIII 4.875 10/1/24	7.772%
韓國友利銀行	WOORIB 6 3/8 PERP	7.673%
中國化工集團有限公司	HAOHUA 4 7/8 03/14/25	6.801%
科學城(廣州)投資集團有限公司	GZDZCD 6.8 08/05/25	5.987%

地區分佈



行業分佈



資料來源: 交銀國際資產管理有限公司, 彭博資訊

*地區分佈及發行人行業分佈比重僅位至兩個小數位。由於虛位, 總和可能不等於100%。

投資涉及風險。過往表現未必可作日後業績的準則。詳情(包括風險因素)請參閱有關銷售文件。本文件由交銀國際資產管理有限公司刊發, 文件未受香港證監會檢閱。本文件所載資料僅供說明用途, 並不構成於任何司法權區購買、銷售或認購任何證券或財務工具的任何建議、提呈或邀約。本文件的中文版只供參考。中文版與英文版如有任何差異, 概以英文版為準。

更多有關資料: 電話: (852) 2977 9225 傳真: (852) 2259 9283 網站: <http://www.bocomgroup.com> 電郵: assetmanagement_hk_grp@bocomgroup.com