

交銀國際貨幣市場基金(美元)

資料截止2026-05-29

重要提示

交銀國際貨幣市場基金(美元) (“成分基金”) 是一項主要投資在貨幣市場的直接投資基金。

主要風險:

成分基金為一項投資基金，並不保證還本付息。
成分基金將投資於美元計價和非美元計價的短期存款，這些存款受提供和充當此類存款對方的金融機構的信用風險的影響。由於該等存款可能不受任何存款保障計畫的保障或完全保障，有關金融機構對成分基金所持短期存款的違約行為可能導致成分基金蒙受損失。
投資於本基金並不同時將資金存放於銀行或接受存款機構。經理人並無責任按賣出價贖回單位，同時本基金亦不受香港金融管理局的監督。投資者或須承受債務證券(包含信貸風險、利率風險、投資級別債券風險、主權債務風險及估值風險)及貨幣的相關風險。
成分基金可投資的固定收益及債務證券對利率敏感且須承受利率風險，即其價值將隨利率波動而波動。一般而言，當利率下降時，固定收益及債務證券的價格會上升，反之，當利率上升時，其價格會下跌。
成分基金持有的固定收益及債務證券市價可跌亦可升，因此閣下于成分基金的投資可能蒙受虧損。
成分基金可部分投資於以其基礎貨幣(即美元)以外的貨幣報價的資產。成分基金的資產淨值可能因而受到該等貨幣與基礎貨幣之間的匯率波動以及外匯管制變化的不利影響。
投資於成分基金亦涉及其他風險包括但不限於投資風險、短期工具風險、利率風險、信貸風險、與信貸評級有關的風險、信貸評級機構風險、評級下調風險、估值風險、主權風險、與銀行存款相關的風險、貨幣風險、衍生工具風險、與證券融資交易有關的風險。
成分基金主要投資於短期固定收益及債務證券。此代表成分基金的投資週轉率可能相對較高，買賣此類證券產生的交易成本可能增加，進而對成分基金的資產淨值產生負面影響。
閣下投資前應參閱基金說明書及產品資料概要，以瞭解包括風險因素在內的所有資料，並不應單靠此類而做出投資決定。

投資目標

為有短期流動性管理需求的投資人提供投資工具，使投資者能夠從管理的短期存款和高品質貨幣市場投資組合中尋求與現行貨幣市場利率一致的美元回報，同時提供隨時可用的資金。
成分基金尋求透過將不少於其最近期可得資產淨值的70%投資於美元計價的短期存款、政府、半政府、國際組織、金融機構及其他機構發行的優質貨幣市場工具，以實現其投資目標。成分基金可投資的貨幣市場工具包括但不限於商業票據、存款證、匯票(包括商業匯票)、票據、其他貨幣市場工具及其他優質短期債務證券(包括債券)以及固定利率和浮動利率證券。

基金資料

| | |
|-----------|---|
| 法律結構 | 香港傘子結構單位信託基金 |
| 基金經理 | 交銀國際資產管理有限公司 |
| 受託人 | 交通銀行信託有限公司 |
| 基準貨幣 | 美元 |
| 發行日期 | 06/2025 |
| 交易頻率 | 每日 |
| 認購費率 | 所有類別: 最多為 1% |
| 單位類別及管理費率 | A 類: 每年 0.30% B 類: 每年 0.60% C 類: 零 I 類: 每年 0.10% |

資產組合摘要

| | |
|---------|--------|
| 平均到期收益率 | 3.89% |
| 平均到期日 | 37.79天 |

基金單位淨值(美元)

| | |
|-----|--------|
| A 類 | 10.301 |
| B 類 | - |
| C 類 | 10.347 |
| I 類 | 10.390 |

基金累計回報

| | 1個月 | 3個月 | 6個月 | 12個月 | 自發行至今 |
|-----|-------|-------|-------|------|-------|
| A 類 | 0.28% | 0.84% | 1.71% | - | 2.98% |
| B 類 | - | - | - | - | - |
| C 類 | 0.30% | 0.92% | 1.87% | - | 3.46% |
| I 類 | 0.29% | 0.90% | 1.82% | - | 3.91% |

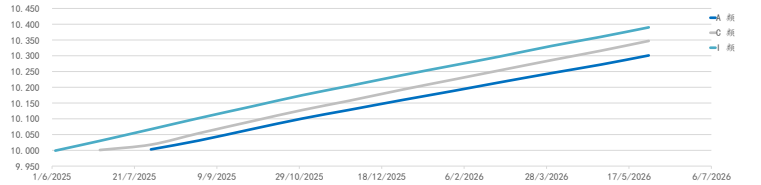
注:

- 資料來源: 交銀國際資產管理有限公司 / 彭博資訊。所有資料截至2026年5月29日。
- 關於基金詳情(包括費用)請參閱基金說明書。
- 平均到期收益率並未扣除任何費用，包括但不限於管理費、保管人費用、信託人費用等。數據僅供參考用途，並非代表往來的表現及實際回報。基金的平均到期收益率是按相關資產持有至到期時的現時價格計算，並假設所有利息及本金均按時支付。到期收益率的計算考慮了當時市場價格、票面價值、票面利率及到期日等因素。
- 資產類別分佈和到期日分佈此處逾至2個小數位。由於小數位過位，總和可能不等於100%。

基金表現以資產淨值(美元)計算，收益再投資，概不保證。過往表現未必可作日後業績的準則。詳情(包括風險因素)請參閱有關銷售文件。本報由交銀國際資產管理有限公司(「交銀國際」)刊發，尚未受香港證監會檢閱。本報所載資料僅供說明用途，並不構成任何可被視為購買、銷售或繼續任何證券或財務工具的任何建議、提議或邀請。

更多有關資料: 電話: (852) 2977 9225 傳真: (852) 2259 9283 網站: <http://www.bocomgroup.com> 電郵: assetmanagement_hk_grp@bocomgroup.com

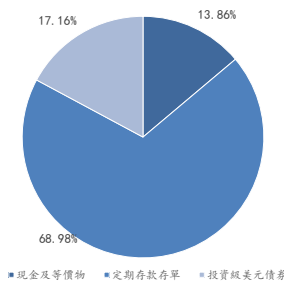
基金表現



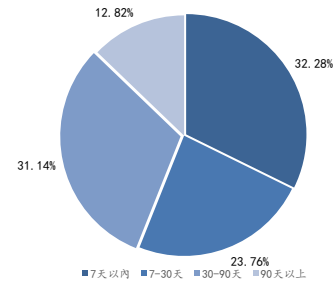
基金表現

| 基金表現 | 2025/06 | 2025/07 | 2025/08 | 2025/09 | 2025/10 | 2025/11 | 2025/12 | 2026/01 | 2026/02 | 2026/03 | 2026/04 | 2026/05 |
|------|---------|---------|---------|---------|---------|---------|---------|---------|---------|---------|---------|---------|
| A 類 | - | - | 0.28% | 0.36% | 0.34% | 0.27% | 0.32% | 0.28% | 0.27% | 0.29% | 0.26% | 0.28% |
| B 類 | - | - | - | - | - | - | - | - | - | - | - | - |
| C 類 | - | 0.17% | 0.36% | 0.38% | 0.36% | 0.29% | 0.35% | 0.30% | 0.28% | 0.32% | 0.29% | 0.30% |
| I 類 | 0.31% | 0.37% | 0.35% | 0.37% | 0.36% | 0.29% | 0.34% | 0.29% | 0.27% | 0.33% | 0.28% | 0.29% |

資產類別分佈 (%)



到期日分佈 (%)



BOCOM International Money Market Fund (USD)

Information as of 2026-05-29

Important

BOCOM International Money Market Fund (USD) (the "Sub-fund") is a direct investment fund investing primarily in Money Market.

Key Risk:

The Sub-fund is an investment fund. There is no guarantee of the repayment of principal.

The Sub-Fund will invest in USD-denominated and non-USD-denominated short-term deposits, which are subject to the credit risks of the financial institutions that offer and act as counterparties of such deposits. As such deposits may not be protected or fully protected under any deposit protection schemes, a default by the relevant financial institution in respect of the Sub-Fund's holdings in short-term deposits may result in losses to the Sub-Fund.

Investing in the Fund is not equivalent to placing fund in a bank or deposit-taking institution. The Manager is not obliged to redeem units at the selling price, and this Fund is not supervised by the Hong Kong Monetary Authority. Investors may be subject to risks associated with debt securities (including credit risk, interest rate risk, investment grade bond risk, sovereign debt risk and valuation risk) and currencies.

The fixed income and debt securities in which the Sub-Fund may invest are interest rate sensitive and subject to interest rate risk, which means that their value will fluctuate as interest rate fluctuate. In general, the prices of fixed income and debt securities rise when interest rates fall, whilst their prices fall when interest rates rise.

The market value of the fixed income and debt securities held by the Sub-fund may go down as well as up and therefore, your investment in the Sub-fund may suffer losses.

The Sub-Fund may be invested in part in assets quoted in currencies other than its base currency (i.e. US dollars). The net asset value of the Sub-Fund may therefore be affected unfavourably by fluctuations in the exchange rate between these currencies and the base currency and by changes in exchange rate controls.

Investing in the Fund involves the risks, including but not limited to, General investment risk, Short-term instruments risk, Interest rates risk, Credit risk, Risks relating to credit rating, Credit rating agency risk, Downgrading risk, Valuation risk, Sovereign risk, Risks associated with bank deposits, Currency risk, Derivative risk, Risks associated with securities financing transactions.

The Sub-Fund invests primarily in fixed income and debt securities with short maturities. This means the turnover rates of the Sub-Fund's investments may be relatively high and the transaction costs incurred as a result of the purchase or sale of such securities may increase which in turn may have a negative impact on the net asset value of the Sub-Fund.

You should read the Fund's Explanatory Memorandum and Product Key Facts Statement for details, including risk factors. Investors should not base investment decisions on this marketing material.

Investment Objective

The investment objective of the Sub-Fund is to preserve capital and provide an investment vehicle for the investor to seek returns in USD in line with the prevailing money market rates available from a managed portfolio of short term deposits and high quality money market investments, while offering ready availability of monies.

The Sub-Fund seeks to achieve its investment objective by investing not less than 70% of its latest available Net Asset Value in USD denominated short term deposits, high quality money market instruments issued by governments, quasi-governments, international organizations, financial institutions and other institutions. The money market instruments in which the Sub-Fund may invest include but are not limited to commercial papers, certificates of deposits, bills (including commercial bills), notes, other money market instruments and other high quality and short term debt securities (including bonds and fixed and floating rate securities).

Fund Information

| | |
|---------------------------------|---|
| Legal Structure | Hong Kong Domiciled Umbrella Structure Unit Trust |
| Manager | BOCOM International Asset Management Limited |
| Trustee | Bank of Communications Trustee Limited |
| Base currency | USD |
| Launch Date | 06/2025 |
| Dealing Day | Every Business Day |
| Subscription Fee | All Classes: Up to 1% |
| Share Class and Management Fees | Class A: 0.30% p.a. Class B: 0.60% p.a. Class C: Nil Class I: 0.10% p.a. |

Portfolio Profile

| | |
|---------------------------|------------|
| Average Yield to Maturity | 3.89% |
| Average Time to Maturity | 37.79 Days |

NAV per Unit (USD)

| | |
|---------|--------|
| Class A | 10.301 |
| Class B | - |
| Class C | 10.347 |
| Class I | 10.390 |

Fund Cumulative Return

| | 1 Month | 3 Months | 6 Months | 12 Months | Since Inception |
|---------|---------|----------|----------|-----------|-----------------|
| Class A | 0.28% | 0.84% | 1.71% | - | 2.98% |
| Class B | - | - | - | - | - |
| Class C | 0.30% | 0.92% | 1.87% | - | 3.46% |
| Class I | 0.29% | 0.90% | 1.82% | - | 3.91% |

Notes:

1. Source: BOCOM International Asset Management Limited / Bloomberg. All information as of 29 May 2026.

2. Please refer to the Fund's Prospectus for further details (including fees).

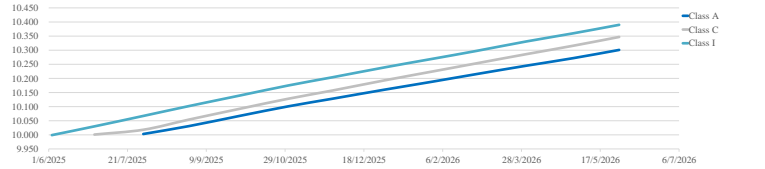
3. The average Yield to Maturity (YTM) does not deduct any fees, including but not limited to management fees, custodian fees, trustee fees, etc. The data is for reference only and does not represent future performance as well as actual performance. The average YTM of the fund is calculated based on the current price of the underlying asset when held until maturity, assuming timely payment of all interest and principal. The average YTM calculations take into consideration factors such as the current market price, par value, coupon rate, and maturity date.

4. Owing to rounding, the results of both Asset Class Allocation and Maturity Allocation are retained to 2 decimal places, and the sum might be not equal to 100%.

Performance data are computed on NAV-NAV in USD with net income re-invested. Investment involves risks. Past performance is not indicative of future performance. Please refer to the relevant offering documents for further fund details including risk factors. This material is issued by BOCOM International Asset Management Limited and has not been reviewed by the SFC. The information contained in this document is for information purposes only and does not constitute any recommendation, offer or solicitation to buy, sell or subscribe to any securities or financial instruments in any jurisdiction.

For further details: Tel: (852) 2977 9225 Fax: (852) 2259 9283 Web: <http://www.bocomgroup.com> Email: bocomiam@bocomgroup.com

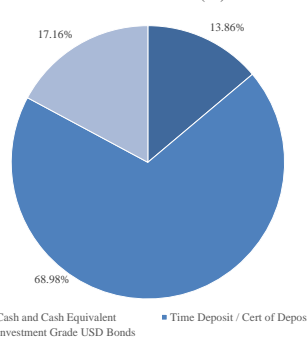
Fund Performance



Fund Performance

| | 2025/06 | 2025/07 | 2025/08 | 2025/09 | 2025/10 | 2025/11 | 2025/12 | 2026/01 | 2026/02 | 2026/03 | 2026/04 | 2026/05 |
|---------|---------|---------|---------|---------|---------|---------|---------|---------|---------|---------|---------|---------|
| Class A | - | - | 0.28% | 0.36% | 0.34% | 0.27% | 0.32% | 0.28% | 0.27% | 0.29% | 0.26% | 0.28% |
| Class B | - | - | - | - | - | - | - | - | - | - | - | - |
| Class C | - | 0.17% | 0.36% | 0.38% | 0.36% | 0.29% | 0.35% | 0.30% | 0.28% | 0.32% | 0.29% | 0.30% |
| Class I | 0.31% | 0.37% | 0.35% | 0.37% | 0.36% | 0.29% | 0.34% | 0.29% | 0.27% | 0.33% | 0.28% | 0.29% |

Asset Allocation (%)



Maturity Distribution (%)

