

交銀國際龍騰核心增長基金

資料截至2026-3-31

重要提示

這是一隻主要投資在股票的直接投資基金。

主要風險:

- 基金為一項投資基金。並不保證返還本金。
- 基金持有的股票市值可跌亦可升，因此閣下于基金的投资可能蒙受亏损。
- 投资于大中华地区使基金须承受一般与投资于新兴市场有关的风险，以及中国市场的特定风险，这可能为基金带来更高的流动性、货币、波动性、政治及经济不确定性、结算、托管以及法律及税务风险及其任何改变相关的风险。
- 基金的投资集中于大中华地区。此可能导致较进行广泛全球投资的投资组合涉及较大波动性。
- 基金可能投资于债务证券，可能使基金承受债务证券发行人的信贷及无力偿债风险。基金持有的债务证券可能未获评级或低于投资评级，可能导致基金承受较高的信贷、流动性、估值及波动性风险。倘若基金所持债务证券被调低评级，基金的投资组合价值可能受到不利影响。
- 基金可能投资于中国 A 股。中国大陆股市的高市场波动性及潜在结算困难亦可能导致在该等市场买卖的证券价格出现大幅波动。中国大陆的证券交易所通常有权暂停或限制在有关交易所买卖的任何证券进行买卖。政府或监管机构亦可能实施或会对金融市场产生影响的政策。
- 基金通过沪港通及/或深港通进行的投资可能面临的風險包括：配额限制、暂停风险、交易日的差异、营运风险、召回合格股票风险、清算和结算风险及监管风险。另外亦受中国内地税务影响。

閣下不應單靠此文件而作出投資決定。投資前請參閱基金說明書，并了解風險因素等資料。

投資目標及政策

基金透過將其最新資產淨值至少 70% 投資于在香港交易所上市及在大中華地區（包括中國大陸、香港、澳門和台灣地區）持有一定權益的 H 股、紅籌及其他公司，尋求長期資本增值。

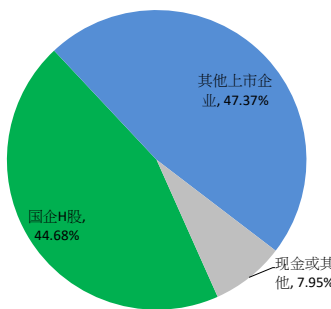
基金的其餘資產（少於其資產淨值的 30%）可包括港元、人民幣或美元計價的現金、存款、貨幣市場基金及投資級債務證券（視適當情況）。

作為對在大中華地區有相當大利益公司的其他股票和股票相關證券之輔助投資，基金亦可通過滬港通及/或深港通（「滬深港通」）將其資產淨值的不少於 20% 投資于 A 股，並將其資產淨值的不少於 10% 投資于在美國上市之股票證券。

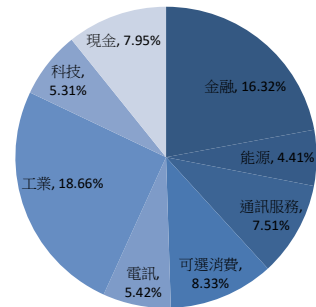
基金與恒指走勢對比



企業上市類別分布



行業分布



基金資料

基金經理	交銀國際資產管理有限公司
首次認購費	5% (或以下)
管理年費	每年 1.5%
發行日期	12/2010
單位類別	累積
財政年度結算日	31/12

單位資產淨值

	31-3-2026	30-9-2025	31-12-2025
港元	9.13	10.36	9.12
	1 個月	6 個月	年初至今
變化 %	-12.09%	-11.88%	+0.15%

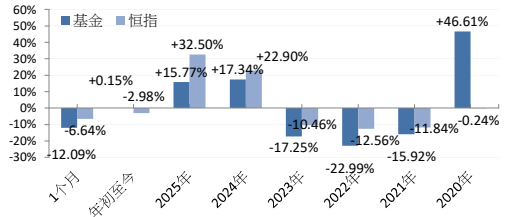
前五大持倉

中國中鐵股份有限公司	6.90%
中國工商銀行股份有限公司	6.80%
李寧有限公司	6.23%
大金重工股份有限公司	6.10%
中銀香港（控股）有限公司	5.86%

基金累計表現

時期	基金	HSI	同類基金排名 (百分位)
1 個月	-12.09%	-6.64%	7%
年初至今	+0.15%	-2.98%	71%
2025年	+15.77%	+32.50%	15%
2024年	+17.34%	+22.90%	31%
2023年	-17.25%	-10.46%	12%
2022年	-22.99%	-12.56%	6%
2021年	-15.92%	-11.84%	12%

基金累計表現



注：

- 基金主要投資于香港交易所上市之公司股票以尋求長期資本增值，本基金并未以單一市場指數為表現基準。于分析數據及圖標加入市場指數，目的僅為投資者提供參照，以了解同期股市之一般情況。
- 用以參照的市場指數為 恒生指數。
- 指數收益率已包含股息再投資。
- 企業上市類別分布和行業分布比重進位至2個小數位。由于進位，總和可能不等同于100%。

數據來源：交銀國際資產管理有限公司/彭博信息

基金表現以資產淨值(港元)計算，收益再投資。投資涉及風險。過往表現未必可作日後業績的準則。詳情(包括風險因素)請參閱有關銷售文件。本文件由交銀國際資產管理有限公司(「交銀國際」)刊發，文件未受香港证监会檢閱。本文件所載資料僅供說明用途，并不构成于任何司法管區購買、銷售或認購任何證券或財務工具的任何建議、提呈或邀約。

更多有關資料：電話：(852) 2977 9225 傳真：(852) 2259 9283 網站：<http://www.bocomgroup.com> 電郵：assetmanagement_hk_grp@bocomgroup.com

BOCOM International Dragon Core Growth Fund

As at 2026-3-31

IMPORTANT INFORMATION:

This is a direct investment fund investing primarily in equities.

Key risks:

- The fund is an investment fund. There is no guarantee of the repayment of principal.
- The market value of the stocks held by the fund may go down as well as up and therefore your investment in the fund may suffer losses.
- Investing in the Greater China region, the fund is subject to risks relating to investments in emerging markets generally as well as risks specific to the PRC market, which may entail higher liquidity, currency, volatility, political and economic uncertainties, settlement, custody and legal and taxation risks for the fund any changes thereto.
- The fund's investments are concentrated in the Greater China Region. This may result in greater volatility than portfolios which comprise broad-based global investments.
- The fund may invest in debt securities which may expose the fund to credit and insolvency risks of the issuers of the debt securities. The debt securities held by the fund may be unrated or may be below investment grade, which may result in higher credit, liquidity, valuation and volatility risks for the fund. The value of the fund's portfolio may be adversely affected if a debt security held by the fund becomes downgraded.
- The Fund may invest in China A-Shares. High market volatility and potential settlement difficulties in the equity markets in Mainland China may also result in significant fluctuations in the prices of the securities traded on such markets. Securities exchanges in Mainland China typically have the right to suspend or limit trading in any security traded on the relevant exchange. The government or the regulators may also implement policies that may affect the financial markets.
- The Fund's investments through the Shanghai Hong Kong Stock Connect and/or the Shenzhen Hong Kong Stock Connect may be subject to the following risks include: quota limitations risk, suspension risk, differences in trading day, operational risk, recalling of eligible stocks risk, clearing and settlement risk, regulatory risk. The fund is also subject to Mainland China Tax implications.

You should not make any investment decision solely based on this document. Please read the offering document carefully for further fund details including risk factors.

Investment Objective & Strategy

The Fund seeks to deliver long-term capital growth through investing at least 70% of its latest available Net Asset Value in H-Shares, red-chips and other companies listed on the Hong Kong Stock Exchange which have considerable interests in the Greater China region (inclusive of Mainland China, Hong Kong, Macau and Taiwan).

The remaining assets of the Fund (less than 30% of its net asset value) may consist of cash, deposits, money market funds and investment grade debt securities denominated in HK\$, RMB or US\$ when appropriate.

As ancillary investment in other equity and equity related securities of companies which have considerable interests in the Greater China region, the Fund may also invest not more than 20% of its net asset value in A-Shares via the Shanghai-Hong Kong Stock Connect and/or the Shenzhen-Hong Kong Stock Connect ("Stock Connect"), and not more than 10% of its net asset value in equity securities listed in the United States.

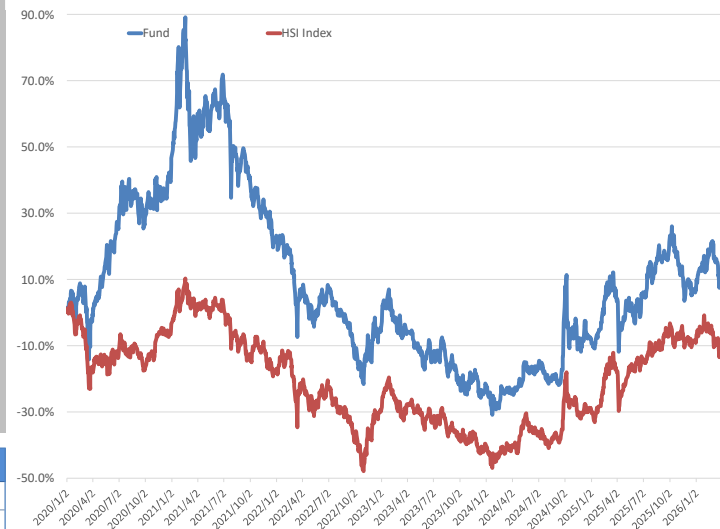
Fund information

Fund manager	BOCOM International Asset Management Limited
Subscription charge	5% or less
Management fee	1.5% p.a.
Launch date	12/2010
Unit class	Acc.
Financial Year-end	31/12

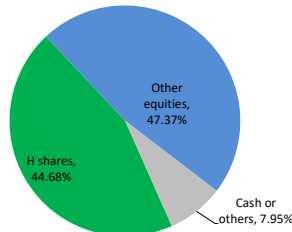
NAV per unit

	31-3-2026	30-9-2025	31-12-2025
HKD	9.13	10.36	9.12
	1 -month	6 -month	YTD
Change %	-12.09%	-11.88%	+0.15%

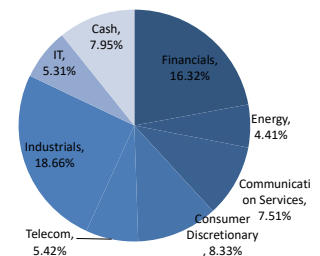
Comparative returns



Breakdown by company listing type



Breakdown by industry



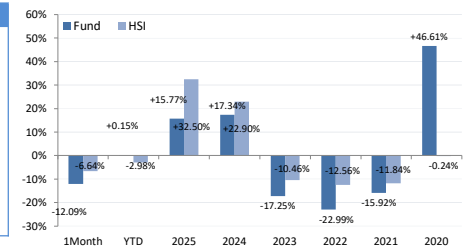
Top 5 Equity holdings

CHINA RAILWAY GROUP LTD-H	6.90%
IND & COMM BK OF CHINA-H	6.80%
LI NING CO LTD	6.23%
DAJIN HEAVY INDUSTRY CO LT-A	6.10%
BOC HONG KONG HOLDINGS LTD	5.86%

Fund performance

Period return	Fund	HSI	Peers percentile
1Month	-12.09%	-6.64%	7%
YTD	+0.15%	-2.98%	71%
2025	+15.77%	+32.50%	15%
2024	+17.34%	+22.90%	31%
2023	-17.25%	-10.46%	12%
2022	-22.99%	-12.56%	6%
2021	-15.92%	-11.84%	12%

Fund performance



Notes

1. The Fund seeks to deliver long-term capital growth through investing principally in equities of companies that are listed on the Hong Kong Stock Exchange, and no market index has been selected as performance benchmark. The stock index is only intended to serve as a proxy illustrating general market conditions during the reporting period, and investors should regard such analysis and presentation as reference only.
2. The market index as proxy used in the analysis is Hang Seng Index.
3. Index return is calculated on "total-return" basis with dividends reinvested.
4. Percentage breakdown by company listing type and industry is rounded to the nearest 2 decimal places. The total may not add up to 100% due to rounding.

Source : BOCOM International Asset Management Limited / Bloomberg

Performance data are computed on NAV-NAV in HKD with net income re-invested. Investment involves risks. Past performance is not indicative of future performance. Please refer to the relevant offering documents for further fund details including risks factors. This material is issued by BOCOM International Asset Management Limited and has not been reviewed by the SFC. The information contained in this document is for information purposes only and does not constitute any recommendation, offer or solicitation to buy, sell or subscribe to any securities or financial instruments in any jurisdiction.

Tel: (852) 2977 9225 Fax: (852) 2259 9283 Web: <http://www.bocomgroup.com> Email: assetmanagement_hk_grp@bocomgroup.com