

交银国际中国动力基金 (RQFII)

资料截至2025-12-31

主要风险:

- 基金为一项投资基金，概不担保可收回本金。基金投资的证券价值于短期内可能下跌或承受较大波幅，投资者可能因此蒙受损失。
- 基金主要投资于中国证券市场上市的中国公司A股，部分资产可能投资于在中国境内发行或分销的以人民币计值或结算的固定收益证券。基金可能承受与中国市场有关的高波动风险和监管风险。
- 投资于单一国家市场使基金须承受更大波动性。中国为新兴市场，投资于中国市场可能涉及比一般发达市场更多风险及特别考虑因素，例如流动性风险、货币风险/管制、政治及经济的不确定性、法律及税务风险、结算风险、托管风险等。
- 基金作出相关投资必须遵循透过RQFII作出投资的相关限制及要求。中国现行的RQFII相关条例及限制的颁布及实施可以是突然及前所未见，任何中国现行法律及规例的改动所带来的风险及不确定性可能对基金的价值造成不利的影响，并可能具有追溯性。
- 基金以人民币计值及结算，投资者用人民币认购单位及收取赎回所得款项。人民币目前并非可自由兑换的货币，须受外汇管制政策及限制所规限；在特殊情况下，以人民币支付赎回及/或分派的款项可能会因而延迟。基金并不保证人民币不会贬值。
- 阁下投资前应参阅基金说明书及产品资料概要，以了解包括风险因素在内的详细信息，并不应单靠此文件而作出投资决定。

投资目标及政策

基金主要通过基金经理的RQFII配额投资于中国公司A股，致力为投资者实现资本增值。基金透过将其资产净值70%至95%投资于在中国证券市场（目前为上海证券交易所及深圳证券交易所）上市的中国公司A股，及/或在中国境内发行或分销的可换股债券，寻求达致其投资目标。基金亦可将其资产净值5%至30%投资于以人民币计值或结算并于银行同业债券市场及/或交易所债券市场买卖的固定收益证券，包括由政府、半政府组织、金融机构以及其他法团于中国境内发行或分销的债券，例如政府债券及票据、公司债、金融债券及短期融资券。基金最多25%的资产净值可以人民币现金形式持有。

基金不会出于对冲或非对冲目的而投资于任何衍生工具、结构性存款、结构性产品或资产抵押证券（包括按揭证券及资产抵押短期融资券）。在权益证券方面，基金经理力求投资于预期将在中国经济发展中迅速增长的行业，并于该等行业选择个别股票。在固定收益证券方面，基金经理将根据中长期利率趋势进行分析，同时亦会分析宏观经济、货币及财政市场环境，以及不同类别固定收益证券的相关预期收益率、流动性及信贷风险。基金经理力求在考虑固定收益证券的信贷质素后，选择流动性高、风险水平合理且收益率相对较高的固定收益证券。预期在选择各固定收益证券时将考虑多项因素，包括但不限于利率预测、收益率曲线结构及期限。

基金资料

基金经理 交银国际资产管理有限公司

首次认购费 3% (或以下)

管理费 R类 0.50%、I类 0.5%

发行日期 8/2014

单位类别 R类、I类

财政年度结算日 31/12

单位资产净值 (R类)

	31-12-2025	30-6-2025	31-12-2024
人民币	17.72	14.83	14.89
港币	14.36	11.81	11.45
	1 个月	6 个月	年初至今
人民币变化 %	+5.96%	+19.53%	+19.01%
港币变化 %	+7.28%	+21.63%	+25.42%

前五大股票持仓

中国工商银行股份有限公司	7.85%
科大国盾量子技术股份有限公司	7.48%
苏州东山精密制造股份有限公司	7.33%
广东省高速公路发展股份有限公司	6.99%
广东领益智造股份有限公司	6.15%

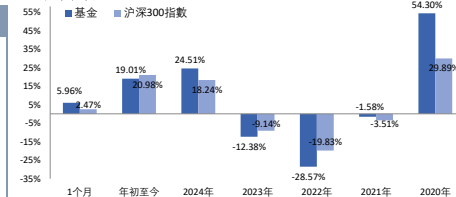
基金累计表现

时期	基金	沪深300指数	同类基金排名 (百分位)
1个月	+5.96%	+2.47%	76%
年初至今	+19.01%	+20.98%	31%
2024年	+24.51%	+18.24%	90%
2023年	-12.38%	-9.14%	52%
2022年	-28.57%	-19.83%	28%
2021年	-1.58%	-3.51%	76%
2020年	+54.30%	+29.89%	79%

基金与沪深300指数走势对比



基金累计表现



注

- 本基金并未以单一市场指数为表现基准。于分析数据加入市场指数，目的为投资者提供参照，以了解同期股市之一般情况。
- 投资策略的中性配置为80%于股票和20%于债券和现金等；而用以参照的股市指数为沪深300指数。
- 指数收益率已包含股息再投资。
- 资产分布和行业分布比重进位至2个小数位。由于进位，总和可能不等于100%。

数据来源: 交银国际资产管理有限公司/彭博信息

基金表现以资产净值价(人民币)计算，收益再投资，投资涉及风险。过往表现未必可作日后业绩的准则。详情(包括风险因素)请参阅有关销售文件。本文件由交银国际资产管理有限公司(「交银国际」)刊发，文件未受香港证监会检阅。本文件所载资料仅供说明用途，并不构成于任何司法权区购买、销售或认购任何证券或财务工具的任何建议、提呈或邀约。

更多有关资料; 电话: (852) 2977 9225 传真: (852) 2259 9283 网站: <http://www.bocomgroup.com> 电邮: bocomiam@bocomgroup.com

BOCOM International China Dynamic Fund (RQFII)

As at 2025-12-31

Key risks:

- The Fund is an investment fund. There is no guarantee of the repayment of principal. The market value of the securities held by the Fund may go down and experience extremely volatile within a short period, therefore your investment in the Fund may suffer losses.
- The Fund invests primarily in A-shares issued in the People's Republic of China ("PRC") and may invest a small portion of its assets in RMB denominated fixed income securities issued or distributed in the PRC. The Fund may expose to higher volatility risk and regulatory risk associated with the PRC market.
- Investing in a single country market exposes the Fund to greater volatility. The PRC market is an emerging market and therefore the Fund may expose to risk not typically associated with investing in more developed markets such as liquidity risks, currency risks/control, political and economic uncertainties, legal and taxation risks, settlement risks, custody risks, etc.
- The Fund is subject to restrictions and requirements applicable to RQFII investment. The regulations that regulate investments by RQFIIs in the PRC can be at short notice and novel in nature. Any uncertainties or changes to the relevant laws and regulations (such as PRC tax laws and repatriation policy) in the PRC may adversely affect the Fund and could be retrospective.
- The Fund is denominated and settled in RMB; subscription and redemption must be made in RMB. RMB is not freely convertible and is subject to exchange control and restriction, and under exceptional circumstances, payment of redemption and/or dividend may be delayed. There is no guarantee that RMB will not depreciate.
- You should read the Fund's Explanatory Memorandum and Product Key Facts Statement for details, including risk factors. Investors should not base investment decisions on this marketing material alone.**

Investment Objective & Strategy

The Fund seeks to provide investors with capital growth by investing primarily in A-Shares of PRC companies through the RQFII quota of the Manager. The Fund seeks to achieve its investment objective by investing 70% to 95% of its Net Asset Value in A-Shares of PRC companies listed in the PRC securities markets, currently Shanghai Stock Exchange and Shenzhen Stock Exchange, and/or convertible bonds issued or distributed within the PRC. The Fund may also invest 5% to 30% of its Net Asset Value in RMB denominated and settled fixed income securities trading on the interbank bond market and/or the exchange bond market which include bonds issued or distributed within the PRC by governments, quasi-government organizations, financial institutions and other corporations, for example, government bonds and notes, corporate bonds, financial bonds and commercial papers. The Fund may hold up to 25% of its Net Asset Value in cash in RMB.

The Fund will not invest in any derivatives, structured deposits, structured products or asset-backed securities (including mortgage-backed securities and asset-backed commercial papers) for hedging or non-hedging purposes. In respect of equities securities, the Manager aims to invest in the industries which are expected to have rapid growth under the economic development of the PRC and to select individual stocks among such industries. In respect of fixed income securities, the Manager will base on its analysis on the interest rates trend in the medium to long term, together with analysis on the macro economy, monetary and fiscal market environment and the expected yield, liquidity and credit risks pertaining to different types of fixed income securities. The Manager will seek to select fixed income securities which are liquid, at a reasonable risk level and with relatively higher yield after taking their credit quality into account. Each fixed income security is expected to be selected by considering various factors including but not limited to interest rate expectation, yield curve structure and duration.

Fund information

Fund manager	BOCOM International Asset Management Limited
Subscription charge	3% (or less)
Management fee	Class R: 0.50%/Class I: 0.50%
Launch date	8/2014
Unit class	R, I
Financial Year-end	31/12

NAV per unit (Class R)

	31-12-2025	30-6-2025	31-12-2024
RMB	17.72	14.83	14.89
HKD	14.36	11.81	11.45
	1-month	6-month	YTD
RMB %change	+5.96%	+19.53%	+19.01%
HKD %change	+7.28%	+21.63%	+25.42%

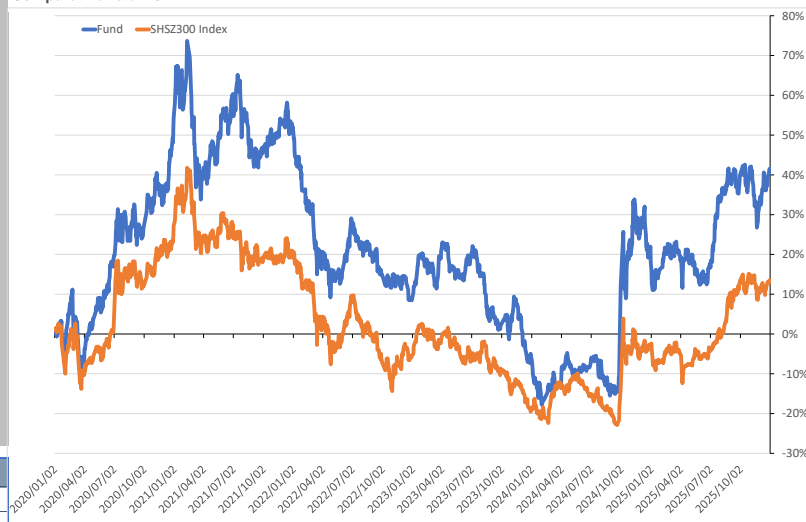
Top 5 Equity holdings

IND & COMM BK OF CHINA-A	7.85%
QUANTUMCTEK CO LTD-A	7.48%
SUZHOU DONGSHAN PRECISION-A	7.33%
GUANGDONG PROVINCIAL EXPR-A	6.99%
LINGYI ITECH GUANGDONG CO -A	6.15%

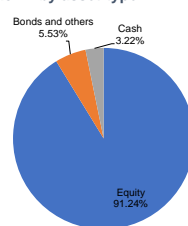
Notes

- No market index has been selected as performance benchmark. The stock index is only intended to serve as a proxy illustrating general market conditions during the reported period, and investors should regard such analysis and presentation as reference only.
- The reference proxy for the strategy has a neutral allocation of 80% in equities, and 20% in bonds and cash; and the stock market proxy is the CSI300 Index.
- Index return is calculated on "total-return" basis with dividends reinvested.
- Percentage breakdown by asset-type and industry is rounded to the nearest 2 decimal places. The total may not add up to 100% due to rounding.

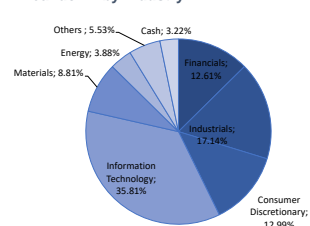
Comparative returns



Breakdown by asset-type



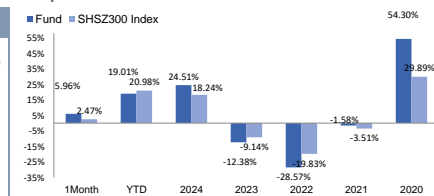
Breakdown by industry



Fund performance

Period return	Fund	SHSZ300 Index	Peers percentile
1Month	+5.96%	+2.47%	76%
YTD	+19.01%	+20.98%	31%
2024	+24.51%	+18.24%	90%
2023	-12.38%	-9.14%	52%
2022	-28.57%	-19.83%	28%
2021	-1.58%	-3.51%	76%
2020	+54.30%	+29.89%	79%

Fund performance



Source : BOCOM International Asset Management Limited / Bloomberg

Performance data are computed on NAV-NAV in RMB with net income re-invested. Investment involves risks. Past performance is not indicative of future performance. Please refer to the relevant offering documents for further fund details including risks factors. This material is issued by BOCOM International Asset Management Limited and has not been reviewed by the SFC. The information contained in this document is for information purposes only and does not constitute any recommendation, offer or solicitation to buy, sell or subscribe to any securities or financial instruments in any jurisdiction. Tel: (852) 2977 9225 Fax: (852) 2259 9283 Web: <http://www.bocomgroup.com> Email: bocomiam@bocomgroup.com