

交银国际龙腾核心增长基金

资料截至2025-10-31

重要提示

这是一只主要投资在股票的直接投资基金。

主要风险：

- 基金为一项投资基金。并不保证返还本金。
- 基金持有的股票市值可跌亦可升，因此阁下于基金的投资可能蒙受亏损。
- 投资于大中华地区使基金须承受一般与投资于新兴市场有关的风险，以及中国市场的特定风险，这可能为基金带来更高的流动性、货币、波动性、政治及经济不确定性、结算、托管以及法律及税务风险及其任何改变相关的风险。
- 基金的投资集中于大中华地区。此可能导致较进行广泛全球投资的投资组合涉及较大波动性。
- 基金可能投资于债务证券，可能使基金承受债务证券发行人的信贷及无力偿债风险。基金持有的债务证券可能未获评级或低于投资评级，可能导致基金承受较高的信贷、流动性、估值及波动性风险。倘若基金所持债务证券被调低评级，基金的投资组合价值可能受到不利影响。
- 基金可能投资于中国 A 股。中国大陆股市的高市场波动性及潜在结算困难亦可能导致在该等市场买卖的证券价格出现大幅波动。中国大陆的证券交易所通常有权暂停或限制在有关交易所买卖的任何证券进行买卖。政府或监管机构亦可能实施或会对金融市场产生影响的政策。
- 基金通过沪港通及 / 或深港通进行的投资可能面临的風險包括：配额限制、暂停风险、交易日的差异、营运风险、召回合资格股票风险、清算和结算风险及监管风险。另外亦受中国内地税务影响。
- 閣下不应单靠此文件而作出投资决定。投资前请参阅基金说明书，并了解风险因素等资料。

投资目标及政策

基金透过将其最新资产净值至少 70% 投资于在香港交易所上市及在大中华地区（包括中国大陆、香港、澳门和台湾地区）持有一定权益的 H 股、红筹及其他公司，寻求长期资本增值。

基金的其余资产（少于其资产净值的 30%）可包括港元、人民币或美元计价的现金、存款、货币市场基金及投资级债务证券（视适当情况）。

作为对在大中华地区有相当大利益公司的其他股票和股票相关证券之辅助投资，基金亦可通过沪港通及 / 或深港通（「沪深港通」）将其资产净值的不超过20% 投资于 A 股，并将其资产净值的不超过 10% 投资于在美国上市的股票证券。

基金资料

基金经理	交银国际资产管理有限公司
首次认购费	5% (或以下)
管理年费	每年 1.5%
发行日期	12/2010
单位类别	累积
财政年度结算日	31/12

单位资产净值

	31-10-2025	30-4-2025	31-12-2024
港元	9.76	8.61	7.88
	1 个月	6 个月	年初至今
变化 %	-5.79%	+13.43%	+23.96%

前五大持仓

中国航空科技工业股份有限公司	7.24%
青岛啤酒股份有限公司	6.71%
百威亚太控股有限公司	6.60%
吉利汽车控股有限公司	6.45%
阿里巴巴集团控股有限公司	6.29%

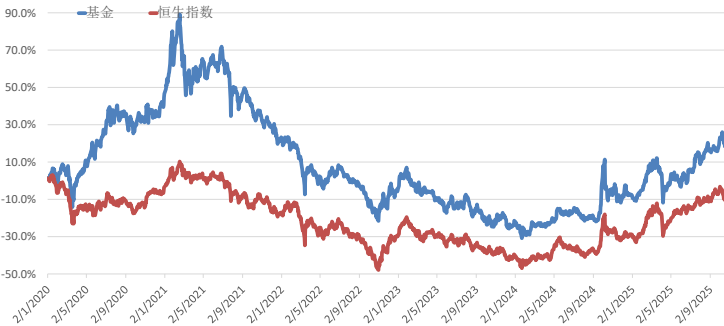
注：

- 基金主要投资于香港交易所上市的公司股票以寻求长期资本增值。本基金并未以单一市场指数为表现基准。于分析数据及图标加入市场指数，目的谨为投资者提供参照，以了解同期股市之一般情况。
- 用以参照的市场指数为 恒生指数。
- 指数收益率已包含股息再投资。
- 企业上市类别分布和行业分布比重进位至2个小数位。由于进位，总和可能不等于100%。

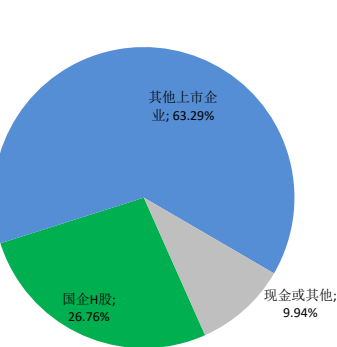
基金表现以资产净值价(港元)计算，收益再投资。投资涉及风险。过往表现未必可作日后业绩的准则。详情(包括风险因素)请参阅有关销售文件。本文件由交银国际资产管理有限公司（「交银国际」）刊发，文件未受香港证监会检阅。本文件所载资料仅供说明用途，并不构成于任何司法权区购买、销售或认购任何证券或财务工具的任何建议、提示或邀约。

更多有关资料:电话: (852) 2977 9225 传真: (852) 2259 9283 网站: <http://www.bocomcrou.com> 电邮: assetmanagement_hk_gro@bocomcrou.com

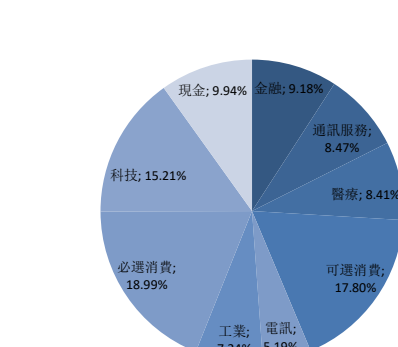
基金与恒指走势对比



企业上市类别分布



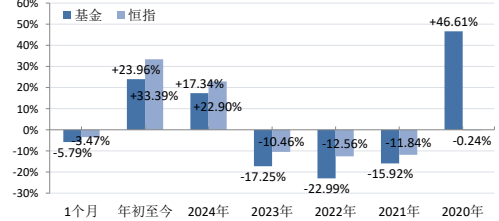
行业分布



基金累计表现

时期	基金	HSI	同类基金排名 (百分位)
1个月	-5.79%	-3.47%	15%
年初至今	+23.96%	+33.39%	24%
2024年	+17.34%	+22.90%	69%
2023年	-17.25%	-10.46%	12%
2022年	-22.99%	-12.56%	6%
2021年	-15.92%	-11.84%	12%
2020年	+46.61%	-0.24%	98%

基金累计表现



数据来源: 交银国际资产管理有限公司/彭博信息

BOCOM International Dragon Core Growth Fund

As at 2025-10-31

IMPORTANT INFORMATION:

This is a direct investment fund investing primarily in equities.

Key risks:

- The Fund is an investment fund. There is no guarantee of the repayment of principal.
- The market value of the stocks held by the fund may go down as well as up and therefore your investment in the fund may suffer losses.
- Investing in the Greater China region, the fund is subject to risks relating to investments in emerging markets generally as well as risks specific to the PRC market, which may entail higher liquidity, currency, volatility, political and economic uncertainties, settlement, custody and legal and taxation risks for the fund any changes thereto.
- The fund's investments are concentrated in the Greater China Region. This may result in greater volatility than portfolios which comprise broad-based global investments.
- The fund may invest in debt securities which may expose the fund to credit and insolvency risks of the issuers of the debt securities. The debt securities held by the fund may be unrated or may be below investment grade, which may result in higher credit, liquidity, valuation and volatility risks for the fund. The value of the fund's portfolio may be adversely affected if a debt security held by the fund becomes downgraded.
- The Fund may invest in China A-Shares. High market volatility and potential settlement difficulties in the equity markets in Mainland China may also result in significant fluctuations in the prices of the securities traded on such markets. Securities exchanges in Mainland China typically have the right to suspend or limit trading in any security traded on the relevant exchange. The government or the regulators may also implement policies that may affect the financial markets.
- The Fund's investments through the Shanghai Hong Kong Stock Connect and/or the Shenzhen Hong Kong Stock Connect may be subject to the following risks include: quota limitations risk, suspension risk, differences in trading day, operational risk, recalling of eligible stocks risk, clearing and settlement risk, regulatory risk. The fund is also subject to Mainland China Tax implications.

You should not make any investment decision solely based on this document. Please read the offering document carefully for further fund details including risk factors.

Investment Objective & Strategy

The Fund seeks to deliver long-term capital growth through investing at least 70% of its latest available Net Asset Value in H-Shares, red-chips and other companies listed on the Hong Kong Stock Exchange which have considerable interests in the Greater China region (inclusive of Mainland China, Hong Kong, Macau and Taiwan).

The remaining assets of the Fund (less than 30% of its net asset value) may consist of cash, deposits, money market funds and investment grade debt securities denominated in HK\$, RMB or US\$ when appropriate.

As ancillary investment in other equity and equity related securities of companies which have considerable interests in the Greater China region, the Fund may also invest not more than 20% of its net asset value in A-Shares via the Shanghai-Hong Kong Stock Connect and/or the Shenzhen-Hong Kong Stock Connect ("Stock Connect"), and not more than 10% of its net asset value in equity securities listed in the United States.

Fund information

Fund manager	BOCOM International Asset Management Limited
Subscription charge	5% or less
Management fee	1.5% p.a.
Launch date	12/2010
Unit class	Acc.
Financial Year-end	31/12

NAV per unit

	31-10-2025	30-4-2025	31-12-2024
HKD	9.76	8.61	7.88
	1-month	6-month	YTD
Change %	-5.79%	+13.43%	+23.96%

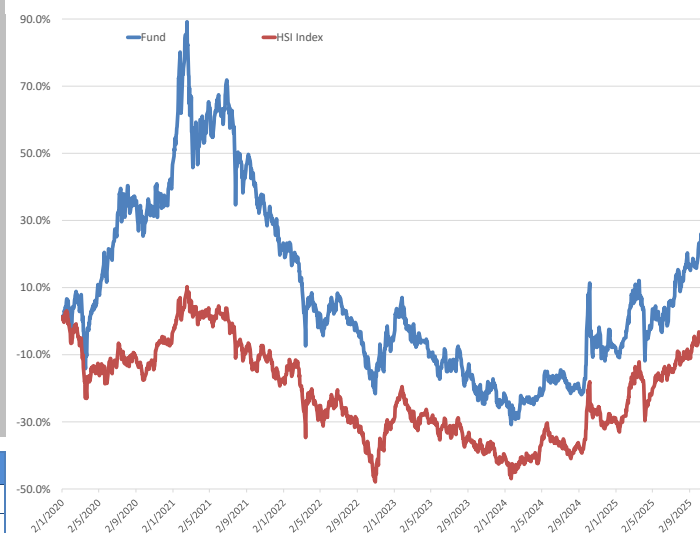
Top 5 Equity holdings

AVICHINA INDUSTRY & TECH-H	7.24%
TSINGTAO BREWERY CO LTD-H	6.71%
BUDWEISER BREWING CO APAC LT	6.60%
GEELY AUTOMOBILE HOLDINGS LT	6.45%
ALIBABA GROUP HOLDING LTD	6.29%

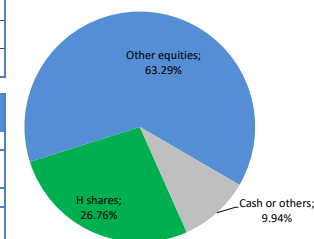
Fund performance

Period return	Fund	HSI	Peers percentile
1Month	-5.79%	-3.47%	15%
YTD	+23.96%	+33.39%	24%
2024	+17.34%	+22.90%	69%
2023	-17.25%	-10.46%	12%
2022	-22.99%	-12.56%	6%
2021	-15.92%	-11.84%	12%
2020	+46.61%	-0.24%	98%

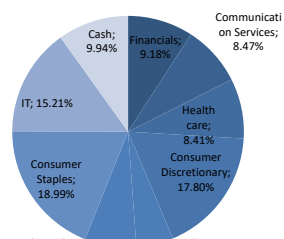
Comparative returns



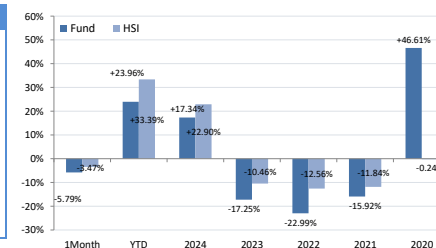
Breakdown by company listing type



Breakdown by industry



Fund performance



Notes

- The Fund seeks to deliver long-term capital growth through investing principally in equities of companies that are listed on the Hong Kong Stock Exchange, and no market index has been selected as performance benchmark. The stock index is only intended to serve as a proxy illustrating general market conditions during the reporting period, and investors should regard such analysis and presentation as reference only.
- The market index as proxy used in the analysis is Hang Seng Index.
- Index return is calculated on "total-return" basis with dividends reinvested.
- Percentage breakdown by company listing type and industry is rounded to the nearest 2 decimal places. The total may not add up to 100% due to rounding.

Source : BOCOM International Asset Management Limited / Bloomberg

Performance data are computed on NAV-NAV in HKD with net income re-invested. Investment involves risks. Past performance is not indicative of future performance. Please refer to the relevant offering documents for further fund details including risks factors. This material is issued by BOCOM International Asset Management Limited and has not been reviewed by the SFC. The information contained in this document is for information purposes only and does not constitute any recommendation, offer or solicitation to buy, sell or subscribe to any securities or financial instruments in any jurisdiction.

Tel: (852) 2977 9225 Fax: (852) 2259 9283 Web: <http://www.bocomgroup.com> Email: assetmanagement_hk_grp@bocomgroup.com