

交銀國際龍騰核心增長基金

資料截至2021/8/31

重要提示

這是一隻主要投資在股票的直接投資基金。

主要風險：

- 基金為一項投資基金，並不保證返還本金。
- 基金持有的股票市值可跌亦可升，因此閣下於基金之投資可能蒙受虧損。
- 投資於大中華地區使基金須承受一般與投資於新興市場有關的風險，以及中國市場的特定風險，這可能為基金帶來更高的流動性、貨幣、波動性、政治及經濟不確定性、結算、託管以及法律及稅務風險及其任何改變相關的風險。
- 基金之投資集中於大中華地區。此可能導致較進行廣泛全球投資之投資組合涉及較大波動性。
- 基金可能投資於債務證券，可能使基金承受債務證券發行人的信貸及無力償債風險。基金持有的債務證券可能未獲評級或低於投資評級，可能導致基金承受較高的信貸、流動性、估值及波動性風險。倘若基金所持債務證券被調低評級，基金之投資組合價值可能受到不利影響。

閣下不應單靠此文件而作出投資決定。投資前請參閱基金說明書，並了解風險因素等資料。

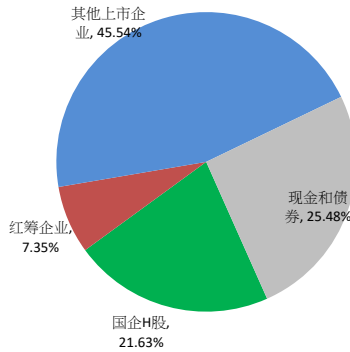
投資目標及政策

基金透過主要投資於香港交易所上市及在大中華地區（包括中國大陸、香港、澳門及台灣）持有一定權益的公司股票，尋求長期資本增值。基金將其資產淨值至少70%投資於在香港交易所上市的公司。具體上目標將其資產淨值的20%至70%投資於H股及紅籌，惟基金經理可定期依據市況及考慮到經濟指標、市場流動性或企業基本個因素，檢討投資於H股及紅籌的比例。基金的其餘股票倉盤（預期將占成分基金最新資產淨值的30%至80%之內）將分配到其他在香港交易所上市之股票（非H股及紅籌）。

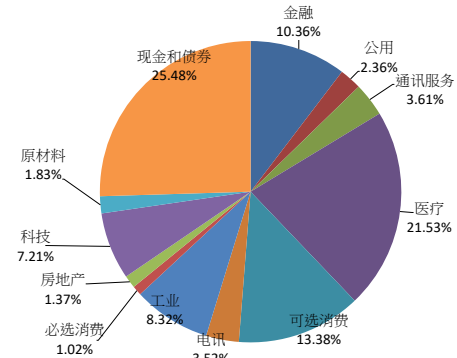
基金與恒指走勢對比



板塊分布



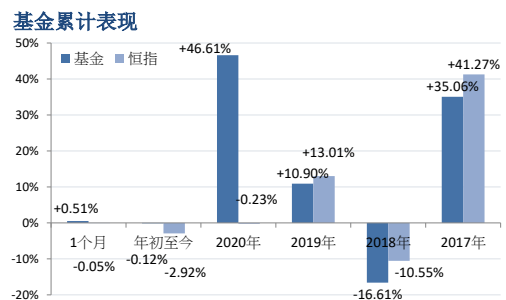
行業分布



基金資料			
基金經理	交銀國際資產管理有限公司		
首次認購費	5% (或以下)		
管理年費	每年 1.5%		
成立日期	01/2011		
單位類別	累積		
財政年度結算日	31/12		
單位資產淨值			
	31-8-2021	26-2-2021	31-12-2020
港元	12.51	13.78	12.53
	1 個月	6 個月	年初至今
變化 %	+0.51%	-9.21%	-0.12%

前五大持倉	
康龍化成	5.87%
藥明生物	5.54%
康希諾生物	4.78%
安踏體育	4.10%
海豐國際	3.81%

基金累計表現			
時期	基金	HSI	同類基金排名 (百分位)
1 個月	+0.51%	-0.05%	57%
年初至今	-0.12%	-2.92%	87%
2020年	+46.61%	-0.23%	98%
2019年	+10.90%	+13.01%	9%
2018年	-16.61%	-10.55%	19%
2017年	+35.06%	+41.27%	22%



- 注：
- 基金主要投資於香港交易所上市之公司股票以尋求長期資本增值，本基金並未以單一市場指數為表現基準。于分析數據及圖標加入市場指數，目的僅為投資者提供參照，以了解同期股市之一般情況。
 - 用以參照的市場指數為 恒生指數。
 - 指數收益率已包含股息再投資。
 - 板塊分布和行業分布比重進位至2個小數位。由於進位，總和可能不等於100%。

數據來源：交銀國際資產管理有限公司 彭博信息

基金表現以資產淨值(港元)計算，收益再投資。投資涉及風險。過往表現未必可作日後業績的準則。詳情(包括風險因素)請參閱有關銷售文件。本文件由交銀國際資產管理有限公司(「交銀國際」)刊發，文件未受香港證監會檢閱。本文件所載資料僅供說明用途，並不構成于任何司法管區購買、銷售或認購任何證券或財務工具的任何建議、提示或邀約。

更多有關資料電話：(852) 2977 9225 傳真：(852) 2259 9283 網站：<http://www.bocomgroup.com> 電郵：assetmanagement_hk_grp@bocomgroup.com

BOCOM International Dragon Core Growth Fund

As at 2021-08-31

IMPORTANT INFORMATION:

This is a direct investment fund investing primarily in equities.

Key risks:

- The fund is an investment fund. There is no guarantee of the repayment of principal.
- The market value of the stocks held by the fund may go down as well as up and therefore your investment in the fund may suffer losses.
- Investing in the Greater China region, the fund is subject to risks relating to investments in emerging markets generally as well as risks specific to the PRC market, which may entail higher liquidity, currency, volatility, political and economic uncertainties, settlement, custody and legal and taxation risks for the fund any changes thereto.
- The fund's investments are concentrated in the Greater China Region. This may result in greater volatility than portfolios which comprise broad-based global investments.
- The fund may invest in debt securities which may expose the fund to credit and insolvency risks of the issuers of the debt securities. The debt securities held by the fund may be unrated or may be below investment grade, which may result in higher credit, liquidity, valuation and volatility risks for the fund. The value of the fund's portfolio may be adversely affected if a debt security held by the fund becomes downgraded.

You should not make any investment decision solely based on this document. Please read the offering document carefully for further fund details including risk factors.

Investment Objective & Strategy

The Fund seeks to deliver long-term capital growth through investing principally in equities of companies that are listed on the Hong Kong Stock Exchange, which have considerable interests in the Greater China region (inclusive of Mainland China, Hong Kong, Macau and Taiwan). The Fund invests at least 70% of its net asset value in companies listed on the Hong Kong Stock Exchange. Specifically, the Fund targets to invest 20% to 70% of its net asset value in H-shares and red chips subject to regular reviews by the Manager based on market conditions, taking into consideration economic indicators, market liquidity or corporate fundamentals for H-shares and red chips. The remainder of the Fund's equity position (which is expected to be within the range of 30% to 80% of the Fund's latest Net Asset Value) will be allocated to other equities (non H-shares and red-chips) listed on the Hong Kong Stock Exchange.

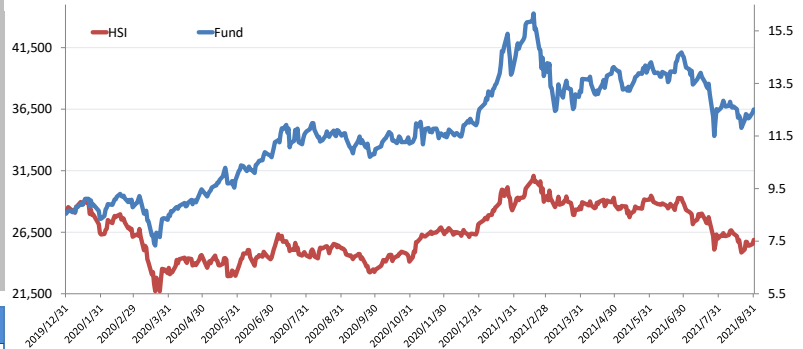
Fund information

Fund manager	BOCOM International Asset Management Limited	
Subscription charge	5% or less	
Management fee	1.5% p.a.	
Inception date	01/2011	
Unit class	Acc.	
Financial Year-end	31/12	

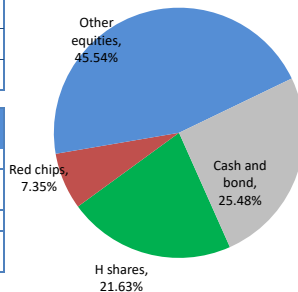
NAV per unit

	31-8-2021	26-2-2021	31-12-2020
HKD	12.51	13.78	12.53
	1 -month	6 -month	YTD
Change %	+0.51%	-9.21%	-0.12%

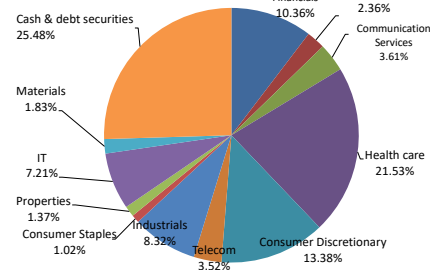
Comparative returns



Breakdown by company-type



Breakdown by industry



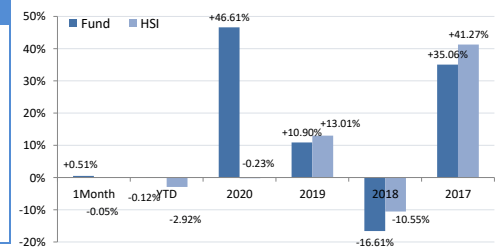
Top 5 Equity holdings

PHARMARON BEIJING CO LTD-H	5.87%
WUXI BIOLOGICS CAYMAN INC	5.54%
CANSINO BIOLOGICS INC-H	4.78%
ANTA SPORTS PRODUCTS LTD	4.10%
SITC INTERNATIONAL HOLDINGS	3.81%

Fund performance

Period return	Fund	HSI	Peers percentile
1Month	+0.51%	-0.05%	57%
YTD	-0.12%	-2.92%	87%
2020	+46.61%	-0.23%	98%
2019	+10.90%	+13.01%	9%
2018	-16.61%	-10.55%	19%
2017	+35.06%	+41.27%	22%

Fund performance



Notes

1. The Fund seeks to deliver long-term capital growth through investing principally in equities of companies that are listed on the Hong Kong Stock Exchange, and no market index has been selected as performance benchmark. The stock index is only intended to serve as a proxy illustrating general market conditions during the reporting period, and investors should regard such analysis and presentation as reference only.
2. The market index as proxy used in the analysis is Hang Seng Index.
3. Index return is calculated on "total-return" basis with dividends reinvested.
4. Percentage breakdown by company-type and industry is rounded to the nearest 2 decimal places. The total may not add up to 100% due to rounding.

Source : BOCOM International Asset Management Limited / Bloomberg

Performance data are computed on NAV-NAV in HKD with net income re-invested. Investment involves risks. Past performance is not indicative of future performance. Please refer to the relevant offering documents for further fund details including risks factors. This material is issued by BOCOM International Asset Management Limited and has not been reviewed by the SFC. The information contained in this document is for information purposes only and does not constitute any recommendation, offer or solicitation to buy, sell or subscribe to any securities or financial instruments in any jurisdiction.

Tel: (852) 2977 9225 Fax: (852) 2259 9283 Web: <http://www.bocomgroup.com> Email: assetmanagement_hk_grp@bocomgroup.com